



PRICE LIST

EFFECTIVE January 1, 2026

(ITEMS & PRICES SUBJECT TO CHANGE WITHOUT NOTICE OR OBLIGATION)



102 WEST MAIN STREET • LISBON, IA 52253-0899

319-455-2110 • 800-553-7297 • FAX 319-455-2166

E-mail: sales@lloydtable.com • Web: www.lloydtable.com

| | PAGE | | PAGE |
|--|-------|---|---------|
| Galaxy 900HS, Hylo, 409 Elevation | 2 | Cosmic IV Intersegmental Traction Table..... | 9 |
| Options for Galaxy Tables | 3 | Astro Tables & Options..... | 10 & 11 |
| Ultimate, McManis Elevation, Hylo & Stationary | 4 | Side Posture Tables | 11 |
| Options for Flexion Tables..... | 5 | Activity Tables | 12 |
| 402 Flexion Elevation / Stationary & Options..... | 6 & 7 | Adjusting Benches, Pediatric, Portables | 13 & 14 |
| Upper Cervical Elevation Table..... | 7 | Chairs, Knee Chest, SOT, Exam Tables..... | 15 |
| 400 Series & 402 Elevation/Stationary & Options..... | 8 & 9 | General Information | 16 |

Galaxy Series Tables

GALAXY 900 H. S.

BASE PRICE:

17280⁰⁰



Shown With Optional Drops

TABLE SPECIFICATIONS:

| | |
|----------------------|------------|
| Height Range | 19" to 36" |
| Length - Extended | 84 Inches |
| Length - Retracted | 72 Inches |
| Cushion Width | 21 Inches |
| Table Width | 22 Inches |
| Shipping Wt (approx) | 460 Lbs. |
| Table Wt (approx) | 410 Lbs. |

STANDARD FEATURES:

Deluxe/Adjustable Headpiece
 One Piece Adj. Chest With Adj. Tension Spring
 Breakaway (when no drops ordered)
 Chest/Pelvic Separation
 Extension/Retraction of Length (Power)
 Adjustable Pelvic (Vertical)
 Adjustable Ankle Rest (Vertical)
 Speed Adjustment of Hylo Feature
 Electronic Height Selector
 Tilt Safety Switch

GALAXY HYLO

BASE PRICE:

12980⁰⁰



TABLE SPECIFICATIONS:

| | |
|----------------------|------------|
| Height Range | 18" to 28" |
| Length - Extended | 84 Inches |
| Length - Retracted | 72 Inches |
| Cushion Width | 21 Inches |
| Table Width | 22 Inches |
| Shipping Wt (approx) | 320 Lbs. |
| Table Wt (approx) | 270 Lbs. |

STANDARD FEATURES:

Deluxe/Adjustable Headpiece
 One Piece Adj. Chest With Adj. Tension
 Spring Breakaway (when no drops ordered)
 Chest/Pelvic Separation
 Extension/Retraction of Length (Power)
 Adjustable Pelvic (Vertical)
 Adjustable Ankle Rest (Vertical & Horizontal)
 Speed Adjustment of Hylo Feature
 Long Lasting Upholstery (see pg.16)
 Tilt Safety Switch

GALAXY ELEVATION & STATIONARY

(call for specifications)

11170⁰⁰ / 4860⁰⁰

409 ELEVATION

BASE PRICE:

7935⁰⁰



Shown With Optional Drops

TABLE SPECIFICATIONS:

| | |
|------------------------|------------|
| Height Range-Elevation | 19" to 38" |
| Length - Extended | 75 Inches |
| Length - Retracted | 62 Inches |
| Cushion Width | 21 Inches |
| Table Width | 22 Inches |
| Shipping Wt (approx) | 300 Lbs. |
| Table Wt (approx) | 250 Lbs. |

STANDARD FEATURES:

Deluxe/Adjustable Headpiece
 One Piece Adjustable Chest
 Adjustable Pelvic (Vertical)
 Adjustable Ankle Rest (Vertical & Horizontal)
 Single directional foot pedal
 Long Lasting Upholstery (see pg.16)

GUARANTEE

LLOYD equipment is guaranteed against defects in parts, materials (except upholstery) and workmanship as follows:

Galaxy Tables, Astro Tables, Activity Tables, 402 Tables, Cosmic IV:

ONE YEAR (Full Parts)

SECOND & THIRD YEAR (Limited Parts)

All Other Products:

THREE YEARS

Guarantee void if warranty card not returned to Lloyd Table Company

OPTIONAL EQUIPMENT FOR GALAXY TABLES

HEAD SECTION:

| | |
|---|-------------------|
| Straight Drop Headpiece..... | \$ 740.00 |
| Adjustable Forward Motion & Straight Drop Head (Manual / Automatic) | 1290.00 / 1670.00 |
| Total Dimension Flexion™ | 3260.00 |

Includes Forward & Straight Drop, Elevation, Rotation, Lateral Bending, Manual Flexion,
Manual Extension & Retraction, Cervical Flexion Assist Handle & Harness, Adjustable Width...

CHEST/LUMBAR SECTION:(All-New T-Style / Total Response Drop System Now Standard)

| | |
|--|------------|
| Chest and Lumbar Drop (One Piece Cushion) (Manual)..... | \$ 2070.00 |
| Chest and Lumbar Drop (One Piece Cushion) (Manual & Automatic) (Selector Valve Not Included-See Selector Notes) | 2680.00 |
| Pre 2005 Drop Style Chest & Lumbar (2-Piece Cushions), ADD to Drop Charge | 540.00 |
| Spring Breakaway Chest With Adjustable Tension (Add if Chest & Lumbar Drop is Ordered) | 630.00 |
| Spring Breakaway on 409 Elevation With Adjustable Tension..... | 630.00 |
| Chest Rotation (Includes Spring Breakaway-without Adjustable Tension): | |
| When Standard Chest is Ordered | 2120.00 |
| When Chest/Lumbar Drop is Ordered (Add to Drop Charge) | 1675.00 |
| Standard Chest (2 Cushions - No Drops)..... | 185.00 |
| Split Chest with Filler | 190.00 |
| Breast Cushion (Center Section Firm Foam, Outer Sections Softer Foam) | 90.00 |

PELVIC SECTION & OTHER OPTIONS:(All-New T-Style / Total Response Drop System Now Standard)

| | |
|---|-------------------|
| Pelvic Drop (Manual) | \$ 1890.00 |
| Pelvic Drop (Manual & Automatic):..... | 3430.00 |
| Multi-Directional Pelvic Drop (Add to Manual or Manual & Automatic Drop Charge) | 1300.00 |
| Cephalic Drop of 45°, Straight Down Drop, Caudal Drop of 45° | |
| Drop Ankle (Manual / Automatic).....(Includes Vertical Ankle Rest)..... | 1180.00 / 2000.00 |
| Electronic Height Adjustment (EHA) - 409 Elevation | 920.00 |
| Fold-in Footplate - Galaxy 900 HS, Galaxy Hylo | 390.00 |
| Electronic Height Selector - Galaxy Elevation..... | 1125.00 |

| | |
|-----------------------|---------------|
| Headpiece (Pair)..... | 74.00 / 78.00 |
| Standard Chest | 98.00 /102.00 |
| Chest Drop..... | 67.00 / 73.00 |
| Lumbar Drop | 70.00 / 74.00 |
| Pelvic..... | 98.00 /102.00 |
| Armrest (Pair)..... | 74.00 / 78.00 |
| Ankle Rest..... | 58.00 /62.00 |

REPLACEMENT STAPLE-ON OR SNAP-ON COVERS

| | |
|---|--------------------|
| Complete Set Staple-On or Snap-On Covers: | |
| With Standard Chest/One Piece Drop Chest..... | \$ 360.00 / 390.00 |
| With Chest/Lumbar Drop (2-Piece Cushion)..... | 380.00 / 400.00 |

WIDE (22") CUSHIONS ARE STANDARD

NON-STANDARD WIDTHS of 24" & 26" are available for an additional \$250.00

WHEN ORDERING: SPECIFY WIDTH & INDICATE WITH OR WITHOUT GONADAL NOTCH (No Additional Charge)

*** Call for Additional Cushion Configurations and Dimensions**

AUTO DROP / SELECTOR NOTES

| | |
|---|----------|
| 3-Way Selector Valve (For drop selections with auto cocking) | \$260.00 |
| 8 Position Selector Valve (Pre 2005 Automatic Selector Valve Cocking System) | 740.00 |
| If only Auto Head and/or Auto Chest / Lumbar & NO Auto Drop Pelvic is Ordered, Add..... | 530.00 |

Items & Prices Subject to Change Without Notice Or Obligation

GALAXY ULTIMATE

BASE PRICE: **20750⁰⁰**

Elevation/Hylo/Flexion/Distractio

TABLE SPECIFICATIONS:

| | |
|-----------------------|------------|
| Height Range | 22" to 38" |
| Length - Extended | 91 Inches |
| Length - Retracted | |
| (Including Footplate) | 81 Inches |
| (Excluding Footplate) | 65 Inches |
| Cushion Width | 21 Inches |
| Table Width | 22 Inches |
| Shipping Wt (approx) | 500 Lbs. |
| Table Wt (approx) | 450 Lbs. |

STANDARD FEATURES:

Electronic Height Selector & Auto Flexion
Deluxe/Adjustable Headpiece
Lumbar Extension Cushion

STANDARD FEATURES CONT:

One Piece Adj. Chest With Adj.Tension
Spring Breakaway (when no drops ordered)
Head/Chest Separation from Pelvic (Power)
Adjustable Ankle Rest (Vertical & Horizontal)
Pelvic Section:
 Flexion Distraction (Man.,Semi-Auto, Auto)
 Lateral Bending
 Axial Extension/Retraction from Chest (Power)
Ankle Straps
Speed Adjustment of Hylo Feature
Tilt Safety Switch



Shown With Optional Drops

GALAXY McMANIS ELEVATION

BASE PRICE: **15560⁰⁰**

TABLE SPECIFICATIONS:

| | |
|----------------------|------------|
| Height Range | 22" to 38" |
| | 24" to 40" |
| Length - Extended | 90 Inches |
| Length - Retracted | 64 Inches |
| Cushion Width | 21 Inches |
| Table Width | 22 Inches |
| Shipping Wt (approx) | 430 Lbs. |
| Table Wt (approx) | 380 Lbs. |

STANDARD FEATURES:

Deluxe/Adjustable Headpiece
Lumbar Extension Cushion
One Piece Adj. Chest With Adj.Tension
Spring Breakaway (when no drops ordered)
Chest/Pelvic Separation
Extension/Retraction of Length
Pelvic Section:
 Flexion Distraction (Manual & Semi-Auto)
 Lateral Bending
 Axial Extension/Retraction (Power)
Adjustable Ankle Rest (Vertical & Horizontal)
Ankle Straps
Hydraulic/Semi-Automatic Height Variation
Long Lasting Naugahyde Upholstery (see pg.16)



Shown With Optional Drops

GALAXY McMANIS HYLO

BASE PRICE: **15900⁰⁰**

TABLE SPECIFICATIONS:

| | |
|-----------------------|------------|
| Heights Available | 22" to 28" |
| Length - Extended | 91 Inches |
| Length - Retracted | |
| (Including Footplate) | 81 Inches |
| (Excluding Footplate) | 65 Inches |
| Cushion Width | 21 Inches |
| Table Width | 22 Inches |
| Shipping Wt (approx) | 400 Lbs. |
| Table Wt (approx) | 350 Lbs. |

STANDARD FEATURES CONT:

Lumbar Extension Cushion
Chest/Pelvic Separation
Extension/Retraction of Length (Power)
Pelvic Section:
 Flexion Distraction (Manual & Semi-Auto)
 Lateral Bending
 Axial Extension/Retraction (Power)
Adjustable Ankle Rest (Vertical & Horizontal)
Ankle Straps
Automatic Drop Away Footplate
Speed Adjustment of Hylo Feature
Tilt Safety Switch
Long Lasting Upholstery (see pg.16)



GALAXY McMANIS STATIONARY

BASE PRICE: **8245⁰⁰**

TABLE SPECIFICATIONS:

| | |
|----------------------|------------|
| Heights Available | 18" to 30" |
| Length - Extended | 90 Inches |
| Length - Retracted | 64 Inches |
| Cushion Width | 21 Inches |
| Table Width | 22 Inches |
| Shipping Wt (approx) | 220 Lbs. |
| Table Wt (approx) | 170 Lbs. |

STANDARD FEATURES CONT:

One Piece Adj. Chest With Adj.Tension Spring
Breakaway (when no drops ordered)
Chest/Pelvic Separation
Extension/Retraction of Length (Manual)
Pelvic Section:
 Flexion Distraction (Manual)
 Lateral Bending
 Axial Extension/Retraction (Man. Foot Pump)
Adjustable Ankle Rest (Vertical & Horizontal)
Ankle Straps
Long Lasting Upholstery (see pg.16)



OPTIONAL EQUIPMENT FOR GALAXY McMANIS TABLES

HEAD SECTION:

| | |
|---|-------------------|
| Straight Drop Headpiece..... | \$ 740.00 |
| Adjustable Forward Motion & Straight Drop Head (Manual / Automatic) | 1290.00 / 1670.00 |
| Total Dimension Flexion™ | 3260.00 |

Includes Forward & Straight Drop, Elevation, Rotation, Lateral Bending, Manual Flexion & Manual Extension & Retraction, Cervical Flexion Assist Handle & Harness, Adjustable Width...

CHEST/LUMBAR SECTION:(All-New T-Style / Total Response Drop System Now Standard)

| | |
|---|-----------|
| Chest and Lumbar Drop(One Piece Cushion) (Manual)..... | \$2070.00 |
| Chest and Lumbar Drop(One Piece Cushion)(Manual & Automatic)(Selector Valve Not Included-See Selector Notes) | 2680.00 |
| Pre 2005 Drop Style Chest & Lumbar (2-Piece Cushions), ADD to Drop Charge | 540.00 |
| Spring Breakaway Chest With Adjustable Tension (Add if Chest/Lumbar Drop is Ordered) | 630.00 |
| Chest Rotation (Includes Spring Breakaway-without Adjustable Tension): | |
| When Standard Chest is Ordered | 2120.00 |
| When Chest/Lumbar Drop is Ordered (Add to Drop Charge) | 1675.00 |
| Standard Chest (2 Cushions - No Drops)..... | 185.00 |
| Split Chest with Filler | 190.00 |
| Breast Cushion (Center Section Firm Foam, Outer Sections Softer Foam) | 90.00 |

PELVIC SECTION & OTHER OPTIONS: (All-New T-Style / Total Response Drop System Now Standard)

| | |
|---|------------|
| Pelvic Drop (Manual) | \$ 1890.00 |
| Pelvic Drop (Manual & Automatic): | |
| Ultimate, McManis Elevation, McManis Hylo | 3430.00 |
| Pelvic Rotation..... | 600.00 |
| Drop Ankle (Manual Only)(Includes Vertical Ankle Rest)..... | 1180.00 |
| Electronic Height Selector - McManis Elevation | 1125.00 |
| Automatic Flexion - McManis Elevation & McManis Hylo | 1480.00 |
| Automatic Flexion & Height Select - McManis Elevation | 2345.00 |
| Telescoping T-Bar | 310.00 |
| Angled T-Bar..... | 440.00 |
| Grab Bar..... | 460.00 |
| Replacement Ankle Straps (Pair)..... | 130.00 |

| | |
|-----------------------|---------------|
| Headpiece (Pair)..... | 74.00 / 78.00 |
| Standard Chest | 98.00/ 102.00 |
| Chest Drop..... | 67.00 / 73.00 |
| Lumbar Drop | 70.00 / 74.00 |
| Pelvic..... | 98.00/ 102.00 |
| Armrest (Pair)..... | 74.00 / 78.00 |
| Ankle Rest..... | 58.00 / 62.00 |
| Lumbar Ext..... | 58.00 / 62.00 |

REPLACEMENT STAPLE-ON OR SNAP-ON COVERS

| | |
|--|-------------------|
| Complete Set Staple-On or Snap-On Covers: | |
| With Standard Chest/One Piece Drop Chest | \$380.00 / 415.00 |
| With Chest/Lumbar Drop (2-Piece Cushion)..... | 415.00 / 435.00 |

WIDE (22") CUSHIONS ARE STANDARD

NON-STANDARD WIDTHS of 24" & 26" are available for an additional \$250.00

WHEN ORDERING: SPECIFY WIDTH & INDICATE WITH OR WITHOUT GONADAL NOTCH (No Additional Charge)

AUTO DROP / SELECTOR NOTES

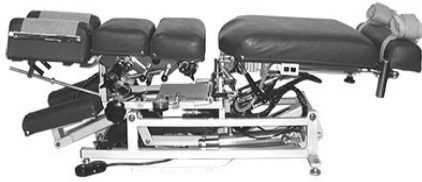
| | |
|---|----------|
| 3-Way Selector Valve (For drop selections with auto cocking, please call) | \$260.00 |
| 8 Position Selector Valve (Pre 2005 Automatic Selector Valve Cocking System) | 740.00 |
| If only Auto Head and/or Auto Chest / Lumbar & NO Auto Drop Pelvic is Ordered, Add..... | 530.00 |

All Items & Prices Subject To Change Without Notice Or Obligation

402 FLEXION ELEVATION

BASE PRICE:

8430⁰⁰



Shown with optional drops

TABLE SPECIFICATIONS:

| | |
|----------------------|--------------|
| Height Range | 19.5" to 39" |
| Length - Extended | 73 Inches |
| Length - Retracted | 62 Inches |
| Cushion Width | 21 Inches |
| Table Width | 22 Inches |
| Shipping Wt (approx) | 320 Lbs. |
| Table Wt (approx) | 240 Lbs. |

STANDARD FEATURES:

- Tilt Head w/ Add-On Paper Attachment
- Adjustable Chest
- Pelvic Section:
 - Flexion Distraction (Manual)
 - Lateral Bending
 - Axial Extension/Retraction (Powered)
- Adjustable Ankle Rest (Horizontal)
- Ankle Straps
- Long Lasting Upholstery (see pg.16)

203 Type Top (One Piece Head & Chest) Base Price \$7670.⁰⁰

402 FLEXION STATIONARY

BASE PRICE:

6480⁰⁰



TABLE SPECIFICATIONS:

| | |
|----------------------|------------|
| Heights Available | 18" to 30" |
| Length - Extended | 78 Inches |
| Length - Retracted | 64 Inches |
| Cushion Width | 21 Inches |
| Table Width | 22 Inches |
| Shipping Wt (approx) | 220 Lbs. |
| Table Wt (approx) | 170 Lbs. |

STANDARD FEATURES:

- Tilt Head w/ Add-On Paper Attachment
- Adjustable Chest
- Pelvic Section:
 - Flexion Distraction (Manual)
 - Lateral Bending
 - Axial Extension/Retraction (Man. Foot Pump)
- Adjustable Ankle Rest (Horizontal)
- Ankle Straps
- Long Lasting Upholstery (see pg.16)

OPTIONAL EQUIPMENT FOR 402 FLEXION TABLES

HEAD SECTION:

402 Flexion Elevation and Stationary

| | |
|---|-----------|
| Adjustable Width, Tilting Head with Add-on Paper Attachment | \$ 315.00 |
| Adjustable Width, Tilting Head with Built-in Paper Attachment (BIPA) | 510.00 |
| Adjustable Width, Tilting, Forward Motion with *BIPA | 1050.00 |
| Adjustable Width, Tilting, Elevating with *BIPA | 1190.00 |
| Adjustable Width, Tilting, Elevating, Straight Drop Headpiece with *BIPA | 1380.00 |
| Adjustable Width, Tilting, Elevating, Forward Motion & Straight Drop Head with *BIPA (Manual)..... | 1580.00 |
| Manual & Automatic (402 Flexion Elevation Only-See Auto Drop Notes Page 7) | 2000.00 |
| Total Dimension Flexion™ | 3560.00 |
| Includes Forward & Straight Drop, Elevation, Rotation, Lateral Bending, Manual Flexion, Manual Extension & Retraction, Cervical Flexion Assist & Harness, Adjustable Width.... | |
| Retrofitable to Lloyd Tables With 1989 & Newer Headpieces - Call With Serial Number To Verify Compatibility & Pricing | |

CHEST/LUMBAR SECTION: (All-New T-Style / Total Response Drop System Now Standard)

| | |
|---|-----------|
| Split Chest with Filler | \$ 190.00 |
| Breast Cushion (Center Section Firm Foam, Outer Sections Softer Foam) | 90.00 |
| Chest & Lumbar Drop (One Piece Cushion) (Manual) | 2070.00 |
| Chest & Lumbar Drop (One Piece Cushion) (Man & Automatic) (Selector Valve Not Included-See Selector Notes) | 2680.00 |
| Pre 2005 Drop Style Chest & Lumbar (2-Piece Cushions), ADD to Drop Charge | 540.00 |
| Spring Breakaway Chest/Adjustable Tension (With Standard Chest or Drop Chest & Lumbar) | 630.00 |
| Chest Rotation (Includes Spring Breakaway-Adjustable Tension): | |
| With Standard Chest..... | 2120.00 |
| With Chest/Lumbar Drops (Add to Drop Charge) | 1675.00 |

402 FLEXION SERIES TABLE OPTIONS CONTINUE ON PAGE 7

OPTIONAL EQUIPMENT FOR 402 FLEXION SERIES TABLES

PELVIC SECTION & OTHER OPTIONS: (All-New T-Style / Total Response Drop System Standard)

| | |
|---|-------------------|
| Pelvic Drop: | |
| Manual..... | \$1890.00 |
| Manual & Automatic (402 Flexion Elevation Only)..... | 3430.00 |
| Pelvic Rotation (Not Available When Automatic Axial Distraction is Ordered)..... | 600.00 |
| Vertical Adjustable Ankle Rest | 310.00 |
| Drop Ankle (Manual Only).....(Includes Vertical Ankle Rest)..... | 1180.00 |
| Automatic Flexion (402 Flexion Elevation Only) | 2640.00 |
| EHA (Electronic Height Adjustment) (402 Flexion Elevation Only)..... | 920.00 |
| Automatic Axial Distraction (AAD).....(With Auto Flexion) / (Without Auto Flexion)..... | 1125.00 / 1660.00 |
| Bellows | 1080.00 |
| Telescoping T-Bar.....(Included if AAD is Ordered)..... | 310.00 |
| Angled T-Bar..... | 440.00 |
| Grab Bar..... | 460.00 |
| Replacement Ankle Straps | 130.00 |

REPLACEMENT STAPLE-ON OR SNAP-ON COVERS

| | |
|---|-----------------------------------|
| Complete Set Staple-On or Snap-On Covers: | |
| With Standard Chest/One Piece Drop Chest..... | \$360.00 / 390.00 |
| With Chest/Lumbar Drop(2-Piece Cushions)..... | 380.00 / 400.00 |
| Headpiece.....\$ 74.00 / 78.00 | Pelvic..... 98.00 /102.00 |
| Standard Chest.....98.00 /102.00 | Armrest (Pair)..... 58.00 / 62.00 |
| Chest Drop..... 67.00 / 73.00 | Ankle Rest..... 74.00 / 78.00 |
| Lumbar Drop..... 70.00 / 74.00 | |

WIDE (22") CUSHIONS ARE STANDARD

NON-STANDARD WIDTHS of 24" & 26" are available for an additional \$250.00

WHEN ORDERING: SPECIFY WIDTH & INDICATE WITH OR WITHOUT GONADAL NOTCH (No Additional Charge)

AUTO DROP / SELECTOR NOTES

| | |
|---|-----------|
| 3-Way Selector Valve (For drop selections with auto cocking, please call)..... | \$ 260.00 |
| 8 Position Selector Valve (Pre 2005 Automatic Selector Valve Cocking System) | 740.00 |
| If only Auto Head and/or Auto Chest / Lumbar & NO Auto Drop Pelvic is Ordered, Add..... | 530.00 |

FOAM: A variety of foam densities are available for doctor/patient preference.

STANDARD FOAM DENSITIES: (As Used In The Past) Soft (35 Lb.); Medium (45 Lb.); Medium Firm (50 Lb.); Firm (70 Lb.); Extra Firm (90 Lb. Urethane)

SPECIAL ORDER FOAM DENSITIES: XXX Firm (Bonded); Maximum Firm (Closed Cell Foam) - *Call for Pricing - No Exchanges or Returns on Special Order Foam.*

UPPER CERVICAL SPECIFIC ELEVATION

BASE PRICE: **4720⁰⁰**



TABLE SPECIFICATIONS:

| | |
|-------------------|-----------|
| Height | 9" to 27" |
| Length | 63 Inches |
| Width | 20 Inches |
| Ship Wt (approx) | 180 Lbs. |
| Table Wt (approx) | 120 Lbs. |

STANDARD FEATURES:

Specifically Designed Headpiece with Easily Adjustable Tilt and Elevation

| | |
|--|-----------|
| OPTIONS: Electronic Height Adjustment..... | \$ 920.00 |
| Hideaway Adjustable Ankle Rest (Horizontal) | 260.00 |
| Upper Cervical Specific Stationary w/Platform..... | 2740.00 |
| Upper Cervical Specific Portable..... | 1420.00 |

400 SERIES TABLES & BENCHES

402 ELEVATION-No Drops (Call for Specifications)

BASE PRICE: **6570⁰⁰**

402 ELEVATION-Full Drops

BASE PRICE: **8120⁰⁰**



TABLE SPECIFICATIONS:

| | |
|----------------------|------------|
| Height Range | 19" to 38" |
| Foam | 3" Firm |
| Length - Extended | 75 Inches |
| Length - Retracted | 62 Inches |
| Table Width | 22 Inches |
| Shipping Wt (approx) | 280 Lbs. |
| Table Wt (approx) | 225 Lbs. |

STANDARD FEATURES: (With Drops)

- Adjustable Width Tilting Headpiece
- Adjustable Chest & Pelvic to Accommodate Pregnant & Large Abdominal Patients
- Newly Designed *Total Drop System*TM
- Forward Motion Drop Head w/ Built-In Paper
- Chest Drop, Hand Cocking
- Pelvic/Lumbar Drop, Hand Cocking
- Adjustable Ankle Rest (Horizontal)
- Long Lasting Upholstery (see pg.16)

402 PUMP ELEVATION-No Drops (Call for Specifications)

4950⁰⁰

402 PUMP ELEVATION-Full Drops

6570⁰⁰

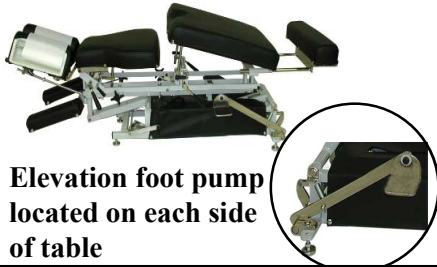
New!

TABLE SPECIFICATIONS:

| | |
|----------------------|------------|
| Height Range | 19" to 38" |
| Foam | 3" Firm |
| Length - Extended | 75 Inches |
| Length - Retracted | 62 Inches |
| Table Width | 22 Inches |
| Shipping Wt (approx) | 280 Lbs. |
| Table Wt (approx) | 225 Lbs. |

STANDARD FEATURES: (With Drops)

- Adjustable Width Tilting Headpiece
- Adjustable Chest & Pelvic to Accommodate Pregnant & Large Abdominal Patients
- Newly Designed *Total Drop System*TM
- Forward Motion Drop Head w/ Built-In Paper
- Chest Drop, Hand Cocking
- Pelvic/Lumbar Drop, Hand Cocking
- Adjustable Ankle Rest (Horizontal)
- Long Lasting Upholstery (see pg.16)



Elevation foot pump located on each side of table

402 STATIONARY-No Drops (Call for Specifications)

3165⁰⁰

402 STATIONARY- Full Drops

4730⁰⁰



TABLE SPECIFICATIONS:

| | |
|---------------------------|------------|
| Adjustable Hts. Available | 18" to 26" |
| Foam | 3" Firm |
| Length | 70 Inches |
| Table Width | 22 Inches |
| Shipping Wt (approx) | 165 Lbs. |
| Table Wt (approx) | 115 Lbs. |

STANDARD FEATURES:

- Adjustable Width Tilting Headpiece
- Adjustable Chest & Pelvic to Accommodate Pregnant & Large Abdominal Patients
- Newly Designed *Total Drop System*TM
- Forward Motion Drop Head w/ Built-In Paper
- Chest Drop, Hand Cocking
- Pelvic/Lumbar Drop, Hand Cocking
- Adjustable Ankle Rest (Horizontal)
- Adjustable Height Legs
- Long Lasting Upholstery (see pg.16)

OPTIONAL KICK DROPS

See Pricing on Page 9

401 DB (Drop Bench)

BASE PRICE: **3110⁰⁰**



TABLE SPECIFICATIONS:

| | |
|---------------------------|------------|
| Adjustable Hts. Available | 18" to 26" |
| Foam | 3" Firm |
| Length-Extended | 72 Inches |
| Length-Retracted | 61 Inches |
| Table Width | 22 Inches |
| Shipping Wt (approx) | 150 Lbs. |
| Table Wt (approx) | 130 Lbs. |

STANDARD FEATURES:

- Adjustable Width Tilting Headpiece
- Newly Designed *Total Drop System*TM
- Forward Motion Drop Head w/ Built-In Paper
- Chest Drop, Hand Cocking
- Pelvic/Lumbar Drop, Hand Cocking
- Adjustable Ankle Rest (Horizontal)
- Adjustable Height Legs
- Long Lasting Upholstery (see pg.16)

*Shown with optional kick drops



TABLE SPECIFICATIONS:

TABLE SPECIFICATIONS:

| | |
|---------------------------|------------|
| Adjustable Hts. Available | 18" to 26" |
| Foam | 3 " Firm |
| Length - Extended | 72 Inches |
| Length - Retracted | 61 Inches |
| Table Width | 22 Inches |
| Shipping Wt (approx) | 150 Lbs. |
| Table Wt (approx) | 130 Lbs. |

STANDARD FEATURES:

- Tilt Headpiece w/Add-on Paper Attachment
- Arm Rests
- Adjustable Height Legs
- Long Lasting Upholstery (see pg.16)

OPTIONAL EQUIPMENT FOR 400 SERIES BENCHES & TABLES

HEAD SECTION:

| | |
|--|-----------|
| Adjustable Width, Tilting with Add-on Paper Attachment (400 AH, 402 Stationary & Elevation w/o drops) | \$ 315.00 |
| Adjustable Width, Tilting with Built-in Paper Attachment *BIPA (400 AH, 402 Stat & Elev w/o drops) | 510.00 |
| Adjustable Width, Tilting, Forward Motion Drop with *BIPA (400 AH, 402 Stationary & Elevation w/o drops).... | 1050.00 |
| Elevating, Adjustable Width, Tilting with *BIPA (400 AH, 402 Stationary & Elevation w/o drops) | 1190.00 |
| Elevating, Adjustable Width, Tilting, Straight Drop with *BIPA (400 AH,402 Stationary & Elevation w/o drops) . | 1380.00 |
| Elevating, Adjustable Width, Tilting, Straight & Forward Motion Drop with *BIPA (400 AH Only) | 1580.00 |
| Elevating, Straight Drop with *BIPA (401 DB, 402 Stationary & Elevation with drops only) | 740.00 |

Total Dimension Flexion™ with Add-on Paper Attachment (400 AH, 401 DB, 402 Stationary & Elevation Only) 3560.00
 Includes Forward & Straight Drop, Elevation, Rotation, Lateral Bending, Manual Flexion & Manual Extension/Retraction, Cervical Flexion Assist Harness, Adjustable Width...

CHEST/LUMBAR/PELVIC SECTIONS:

| | |
|---|------------|
| Drop Pelvic, Hand Cocking (400 AH Only) | \$ 740.00 |
| Drop Chest, Drop Lumbar/Pelvic, Hand Cocking (400AH Only) | 1315.00 |
| Drop Chest or Drop Lumbar/Pelvic, Kick Drops (400 AH Only) (Add to Cost of Hand Cocking Drops) | ea. 375.00 |
| Kick Drops on 401 DB & 402 Stationary | 590.00 |
| Spring Breakaway Chest (402 Stationary & Elevation Only) | 510.00 |
| Auto Cocking (402 Elevation Only)(Includes Auto Chest & Lumbar/Pelvic Only) Includes 3-way selector valve . | 1620.00 |

OTHER OPTIONS:

| | |
|--|---------------------|
| Drop Ankle (Manual / Automatic) (Auto available 402 Elevation Only).(Includes Vertical Ankle Rest).. | \$1180.00 / 2015.00 |
| EHA (Electronic Height Adjustment) (402 Elevation Only) | 920.00 |
| Vertical Adjustable Ankle Rest | 310.00 |
| Complete Set Staple-On Or Snap-On Covers (With Standard Chest/One Piece Drop Chest)..... | 360.00 / 390.00 |

WIDE (22") CUSHIONS ARE STANDARD

NON-STANDARD WIDTHS of 24" & 26" are available for an additional \$250.00

WHEN ORDERING: SPECIFY WIDTH & INDICATE WITH OR WITHOUT GONADAL NOTCH (No Additional Charge)

GUARANTEE

LLOYD equipment is guaranteed against defects in parts, materials (except upholstery) and workmanship as follows:

| | |
|--|--|
| Galaxy Tables, Astro Tables, Activity Tables, 402 Tables, Cosmic IV: | ONE YEAR (Full Parts) |
| | SECOND & THIRD YEAR (Limited Parts) |
| All Other Products: | THREE YEARS |

Guarantee void if warranty card not returned to Lloyd Table Company

ASTRO ELEVATION

BASE PRICE: **4610⁰⁰**



TABLE SPECIFICATIONS:

| | |
|----------------------|------------|
| Height Range | 18" to 38" |
| Length - Extended | 73 Inches |
| Length - Retracted | 60 Inches |
| Cushion Width | 21 Inches |
| Table Width | 22 Inches |
| Shipping Wt (approx) | 210 Lbs. |
| Table Wt (approx) | 160 Lbs. |

STANDARD FEATURES:

- Tilt Headpiece w/Add-on Paper Attachment
- One Piece Body
- Adjustable Ankle Rest (Horizontal)
- Gray Baked Urethane Powder Coated Frame
- Long Lasting Upholstery (see pg.16)

| | | |
|-----------------------|-------------------|------------------|
| 202 - Type Top | Base Price | \$4370.00 |
| 203 - Type Top | Base Price | \$4565.00 |

OPTIONAL EQUIPMENT FOR ASTRO TABLES

HEAD SECTION:

Astro Hylo, Elevation, and Stationary

| | |
|--|-----------|
| Adjustable Width, Tilting Head with Add-on Paper Attachment | \$ 315.00 |
| Adjustable Width, Tilting Head with Built-in Paper Attachment*BIPA | 510.00 |
| Adjustable Width, Tilting, Forward Motion with *BIPA | 1050.00 |
| Adjustable Width, Tilting, Elevating with *BIPA | 1190.00 |
| Adjustable Width, Tilting, Elevating, Straight Drop Headpiece with *BIPA | 1380.00 |
| Adjustable Width, Tilting, Elevating, Forward Motion & Straight Drop Head w/ *BIPA (Manual)..... | 1580.00 |
| Total Dimension Flexion™ with Add-on Paper Attachment | 3560.00 |

(See page 2 for Complete Description)

CHEST/LUMBAR SECTION:

| | |
|---|-----------|
| Convert One Piece Body to Chest & Pelvic Cushions | \$ 160.00 |
| Two Cushion Standard Chest - No Drops | 185.00 |
| Split Chest with Filler | 190.00 |
| Breast Cushion (Center Section Firm Foam, Outer Sections Softer Foam) | 90.00 |
| Chest Drop (Manual) | 700.00 |
| Lumbar Drop (Manual) | 700.00 |

OPTIONAL EQUIPMENT FOR ASTRO TABLES

PELVIC SECTION:

| | |
|-----------------------------|-----------|
| Adjustable Pelvic: | \$ 360.00 |
| Pelvic Drop: (Manual) | 920.00 |

OTHER OPTIONS:

| | |
|---|-------------------|
| Vertical Adjustable Ankle Rest | \$ 310.00 |
| Drop Ankle (Manual Only) (Includes Vertical Ankle Rest)..... | 1180.00 |
| EHA (Electronic Height Adjustment) (Astro Elevation & Nicholas Elevation Only)..... | 920.00 |
| Complete Set Staple-On Or Snap-On Covers: | |
| With Standard Chest..... | \$360.00 / 390.00 |

LLOYD PRONE SPECIFIC ADJUSTING BENCH

Standard Features:

- 2" Foam w/ 3" Hump
- Face Opening w/ built-in paper
- Heights available: 18" to 28"
- Arm Rest




Price \$1620.00

PORTABLE



Price \$745.00

COSMIC IV (INTERSEGMENTAL TRACTION TABLE)



PRICE: **4990⁰⁰**

TABLE SPECIFICATIONS

| | |
|-----------------------|----------|
| Height | 25" |
| Length | 72.5" |
| Width | 22" |
| Table Wt (approx.) | 200 lbs. |
| Shipping Wt (approx.) | 275 lbs. |

STANDARD FEATURES:

- Clockwise & Counterclockwise Roller Action
- Raise/Lower Rollers up to 4" by 1/10"
- Roller Travel up to 24"
- 0 - 30 Minute Timer
- Automatic Roller Recess
- Vibration
- Digital Electronics
- Hand Control Pad

Optional 25" Wide Table.....\$250.00

NICHOLAS SIDE POSTURE TABLE



Shown with longer headpiece.

TABLE SPECIFICATIONS:

| | |
|-------------------|-----------|
| Height | 15 Inches |
| Length | 70 Inches |
| Width | 18 Inches |
| Ship Wt (approx) | 170 Lbs. |
| Table Wt (approx) | 110 Lbs. |

BASE PRICE: **3600⁰⁰**

STANDARD FEATURES:

- Sliding Headpiece
- NEW Deeper Shoulder Breakaway
- Adjustable Headpiece
- 3 Drop Depths (1/4", 3/8", 1/2")

ELEVATING NICHOLAS SIDE POSTURE TABLE



Shown with standard shorter headpiece

TABLE SPECIFICATIONS:

| | |
|-------------------|-------------------|
| Height Range | 14.5 to 33 Inches |
| Length | 72 Inches |
| Width | 18 Inches |
| Ship Wt (approx) | 210 Lbs. |
| Table Wt (approx) | 260 Lbs. |

BASE PRICE: **7080⁰⁰**

STANDARD FEATURES:

- Hydraulic Elevation
- Sliding Headpiece
- NEW Deeper Shoulder Breakaway
- Adjustable Headpiece
- 3 Drop Depths (1/4", 3/8", 1/2")

Optional Drop Pelvic Available.....**1895⁰⁰**

GUARANTEE

LLOYD equipment is guaranteed against defects in parts, materials (except upholstery) and workmanship as follows:

Galaxy Tables, Astro Tables, Activity Tables, 402 Tables, Cosmic IV: **ONE YEAR (Full Parts)**
SECOND & THIRD YEAR (Limited Parts)
 All Other Products: **THREE YEARS**

Guarantee void if warranty card not returned to Lloyd Table Company

ACTIVITY PORTABLE

1080⁰⁰



TABLE SPECIFICATIONS:

| | |
|-------------------|-------------------|
| Height | 26" to 31" Inches |
| Length | 72 Inches |
| Width | 25 Inches |
| Face Opening | 29 Inches |
| Ship Wt (approx) | 44 Lbs. |
| Table Wt (approx) | 38 Lbs. |

STANDARD FEATURES:

Adjustable Height legs
Protective Carry Bag

INTEGRATOR PORTABLE (Torque Release Technique)

BASE PRICE:

945⁰⁰

ACTIVITY ADJUSTING BENCH

26" WIDE:

1000⁰⁰



TABLE SPECIFICATIONS:

| | |
|-------------------|-----------|
| Height | 30 Inches |
| Length | 72 Inches |
| Face Opening | 48 Inches |
| Ship Wt (approx) | 150 Lbs. |
| Table Wt (approx) | 130 Lbs. |

Other Heights Available Upon Request

STANDARD FEATURES:

2" Raised Wedge at Foot End
2 1/2" Foam
Long Lasting Upholstery (see pg.16)

Optional 28" WIDE 1120⁰⁰

ACTIVITY ELEVATION

BASE PRICE:

5410⁰⁰



TABLE SPECIFICATIONS:

| | |
|-------------------|------------|
| Height | 18" to 38" |
| Length | 72 Inches |
| Width | 26 Inches |
| Face Opening | 48 Inches |
| Ship Wt (approx) | 330 Lbs. |
| Table Wt (approx) | 260 Lbs. |

STANDARD FEATURES:

2" Raised Wedge at Foot End or
Separate Ankle Rest
Paper Tray

**IF ADJUSTABLE ANKLE NOT ORDERED:
SPECIFY RAISED WEDGE AT FOOT END
OR SEPARATE ANKLE REST**

OPTIONS: EHA (Electronic Height Adjustment).....\$920.00
Manual or Automatic Drop Pelvic 1890/ 3430.00
Adjustable Vertical Ankle Rest 440.00

28" Wide Cushions...\$ 250.00

ACTIVITY HYLO (PULSAR)

BASE PRICE:

8430⁰⁰



TABLE SPECIFICATIONS:

| | |
|-------------------|-----------|
| Height | 34 Inches |
| Length | 81 Inches |
| Width | 26 Inches |
| Face Opening | 48 Inches |
| Ship Wt (approx) | 240 Lbs. |
| Table Wt (approx) | 195 Lbs. |

STANDARD FEATURES:

Quiet, Smooth Hydraulic Tilting
Up & Down Tilt Speed Are Individually
& Infinitely Adjustable
Casters for Easy Moving
Convenient Paper Tray
Automatic Drop Away Footplate
Gray Baked Urethane Powder Coated Frame
Long Lasting Upholstery (see pg.16)

OPTIONS: Hand Bars.....\$ 165.00
28" Wide Cushions.....250.00
ATF (Auto Tilt Feature)..... 925.00
Adjustable Vertical Ankle Rest..... 440.00

**IF ADJUSTABLE ANKLE NOT ORDERED:
SPECIFY RAISED WEDGE AT FOOT END
OR SEPARATE ANKLE REST**

ACTIVITY 900HS (Hylo & Elevation)

BASE PRICE:

13965⁰⁰



TABLE SPECIFICATIONS:

| | |
|----------------------|------------|
| Height Range | 19" to 38" |
| Length | 81 Inches |
| Cushion Width | 26 Inches |
| Table Width | 25 Inches |
| Shipping Wt (approx) | 425 Lbs. |
| Table Wt (approx) | 375 Lbs. |

STANDARD FEATURES:

Adjustable Vertical Ankle Rest
Auto Height Select
Drop-away Footplate

OPTIONAL FEATURES:

Hand Bars..... \$165.00
28" Wide Cushions.....250.00
Manual or Automatic Drop Pelvic.....1890 / 3430

* Table shown may differ from actual production model

PEDIATRIC PRODUCTS



202 ABSC



203ABNAHC
* w/ Optional
Dinosaur Logo

ADJUSTING BENCHES

| | |
|--|----------------------|
| 202 ABSC - 2" Foam, Face Opening, 48" Long x 15" Wide..... | Base Price \$ 605.00 |
| 203 ABNC - 2" Foam, Face Opening, Narrowed Head & Shoulder Section, 48" Long x 15" Wide..... | Base Price 790.00 |
| 203 ABNAHC - 3" Foam, Face Opening, Narrowed Head & Shoulder Section Built-in Paper Attachment, Adjustable Headpiece, 48" Long x 15" Wide | Base Price 1000.00 |
| Dinosaur Logo | 98.00 |

401 DBC (Pediatric Drop Bench)

BASE PRICE:

2110⁰⁰




Available Height Range: 18" to 26"
Length: 48"
Width: 20"

STANDARD FEATURES:

Toggle Drop Headpiece
Chest/Lumbar/Pelvic Drops
Dinosaur Logo

| | |
|--|--------|
| C 106 Portable - 21" High | 510.00 |
| C 106A Portable - 21" to 26"..... | 595.00 |
| Dinosaur Logo For C106 & C106A..... | 98.00 |
| Pediatric Portable Drop Headpiece - 6" x 6" x 2.5" | 295.00 |
| Pediatric Cushion Top..... | 285.00 |



C106 Child's
Portable Table

*Dinosaur Logo
is optional

PORTABLE TABLES



C 105
(24 lbs)

C 104
(28 lbs)

C 105
(Folded)



C 107
(35 lbs)

| | |
|--|--------|
| C 104 Tilt Head, Adj. Ankle Rest, 21" High.... | 740.00 |
| C 104A Adjustable Height, 21" to 26"..... | 860.00 |
| * Add C 108 Head to C 104 (A)..... | 650.00 |
| C 105 20" Wide, 21" High..... | 650.00 |
| C 105A Adjustable Height, 21" to 26"..... | 770.00 |

| | |
|---|------------|
| C 107 Tilt Head, Drop Pelvic, 21" High | \$ 1270.00 |
| C 107A -Same as above w/ Adj Ht, 21" to 26".. | 1390.00 |
| DNFT Portable..... | 900.00 |
| Add-On Paper Attachment for Portables | 60.00 |
| Zipper Cover for "C" Portable Tables..... | 110.00 |
| Integrator Portable | 945.00 |

C 108 DROP PORTABLE

BASE PRICE:

2240⁰⁰



TABLE SPECIFICATIONS:

| | Standard | Folded |
|-------------------|----------|--------|
| Height | 21" | 10.5" |
| Length | 67.5" | 34" |
| Width | 20" | 20" |
| Ship Wt (approx) | 50 Lbs. | |
| Table Wt (approx) | 44 Lbs. | |

STANDARD FEATURES:

Tilting and Elevating Headpiece
Newly Designed *Full Drop System*™
- Forward Motion & Straight Drop Head
- Chest Drop
- Pelvic/Lumbar Drop

| | |
|---|-----------|
| OPTIONS: Adjustable Height (21 to 26 Inches) | \$ 175.00 |
| Adjustable Ankle Rest (Horizontal)..... | 165.00 |
| With Tilt Head Only (37 Pounds) | 1750.00 |

ADJUSTING BENCHES

| BENCH SPECIFICATIONS: | STANDARD FEATURES-ALL BENCHES: |
|---|--|
| Heights - Adj. by 1" Increments 18" to 28" | Adjustable Height Leg Inserts Are Chrome Plated Gray Baked Urethane Powder Coated Legs Long Lasting Upholstery |
| Limited Height Adjustment | |
| Length 71 Inches | |
| Width 22 Inches | |
| Ship Weight 100 Lbs. | |

| | |
|--|----------------------|
| 201 ABP | Base Price \$825.00 |
| Standard Features: 2" Foam, Face Opening, 2 Pads, Rectangular Pillow | |
| 202 AB | Base Price \$735.00 |
| Standard Features: 2" Foam, NO Face Opening | |
| 202 ABS | Base Price \$770.00 |
| Standard Features: 2" Foam, Face Opening | |
| 203 ABN | Base Price \$825.00 |
| Standard Features: 2" Foam, Face Opening, Narrowed Head & Shoulder Section | |
| 203 ABN DELUXE | Base Price \$1075.00 |
| Standard Features: 3" Foam, Face Opening, Narrowed Head & Shoulder Section, Recessed Paper Attachment, Arm Rests, Adjustable Ankle Rest | |
| 203 ABN AH | Base Price \$1075.00 |
| Standard Features: 3" Foam, Face Opening, Narrowed Head & Shoulder Section, Recessed Paper Attachment, Adjustable (Tilting) Headpiece | |
| 203 ABN DELUXE AH | Base Price \$1255.00 |
| Standard Features: 3" Foam, Face Opening, Narrowed Head & Shoulder Section, Recessed Paper Attachment, Adjustable (Tilting) Headpiece, Arm Rests, Adjustable Ankle Rest | |

SPECIFY DESIRED HEIGHT WHEN ORDERING

ADJUSTABLE HEIGHT LEGS

Heights Between 20" and 26" With Paper Attachment - May Adjust 2" to 3" Lower or Higher Than Ordered Height
 Heights Between 20" and 26" Without Paper Attachment - May Adjust 4" to 5" Lower or Higher Than Ordered Height
 Heights 19" or Lower - May Not Have Adjustable Heights Available - Call For Information
 *Leg Inserts Available in Lengths of 8" to 18" by 2" Increments

ADJUSTING BENCH OPTIONS

REPLACEMENT COVERS AND CUSHIONS

| | | |
|---|---|--|
| Paper Attachment (Built-in)..... \$130.00 | Heights over 28" Call for Pricing | Replacement Cover / Body \$260.00 |
| Paper Attachment (Add-on)..... 85.00 | Foam Thickness: | Adjustable Headrest Cover 88.00 |
| Armrest (Pair) 102.00 | 2" to 3" or 3" to 4" \$ 50.00 | Footrest Cover..... 58.00 |
| Adjustable Ankle Rest..... 370.00 | 2" to 4" 100.00 | Armrest Covers (Pair)..... 74.00 |
| Partial Snap-On Cover | | Armrest Cushions (Pair) 120.00 |
| Body Only 42" 125.00 | Adjustable Width Headpiece | Adjustable Ht. Legs With Inserts (Pair) ... 375.00 |
| Rectangular Pillow (15" or 18") 58.00 | on AH Bench Only..... 415.00 | *Adjustable Ht. Leg Inserts (4)..... 130.00 |

Items & Prices Subject To Change Without Notice Or Obligation

CHAIRS • STOOLS • KNEE CHEST • SPINALYZER

| | |
|--|---|
| 201 ABP (See Benches for Details).....\$825.00 | Posture Constant Chair..... \$1250.00 |
| Adjusting Cervical Chair..... 640.00 | Manual Height Adjusting Stool.....230.00 |
| Knee Chest Table..... 1160.00 | Masters Spinalyzer (Scolioscanner).....840.00 |
| Gonstead -Type Set..... 2510.00 | Chiropractic Emblem-Aluminum.....235.00 |

(201 ABP, Chair & Knee Chest)

ACCESSORIES • CREPE HEADREST PAPER

| | |
|---|---|
| DeJarnette Blockboard (16" X 20").....\$ 90.00 | Child's Pelvic Blocks (Pair).....\$ 73.00 |
| Large DeJarnette Blockboard (17"X 21") 92.00 | Anterior Dorsal or Sacral Block 43.00 |
| Pouch Blockboard..... 108.00 | Anterior Dorsal Plate 58.00 |
| Cranial Board..... 72.00 | Low Silhouette Anterior Dorsal Plate..... 58.00 |
| Sternal Roll (8 ½" or 10 ½")..... 40.00 | Portable Face Plate (Open Bottom) 74.00 |
| Footroll (Dutchman Roll) 53.00 | Portable Face Plate (Solid Bottom)..... 58.00 |
| Footroll (Flat Bottom)..... 56.00 | Rectangular Pillow (15" or 18") 58.00 |
| Adult Pelvic Blocks (Pair-Lloyd) 104.00 | Anterior Wall Board (Includes Hardware)..... 185.00 |
| Adult Pelvic Blocks (Pair-DeJarnette Type)..... 98.00 | |

Minimum Shipping and Handling - \$18.00 - Per Order • Additional Charge Outside Contiguous U.S.A.

PORTABLE DROP HEADPIECES



Narrow Base Adult Drop Head Shown

| SPECIFICATIONS: | | | STANDARD FEATURES: |
|-----------------|--|------------|--------------------------|
| | Adult | Pediatric | |
| Base Width | 5.5 or 9 Inches | 6 Inches | Toggle Drop |
| Cushion Width | 7 Inches | 6 Inches | Solid Wood Construction |
| Length | 9.5 Inches | 6 Inches | Superior Crisp Drop |
| Height | 3.75 Inches | 2.5 Inches | Infinite Tension Control |
| PRICES: | | | |
| | Pediatric | | \$ 295.00 |
| | Adult - Narrow Base 5.5" | | 320.00 |
| | Adult - Wide Base 9" | | 355.00 |
| | Adult - Adjustable Depth (1/4, 3/8, 1/2") Wide Base 9" | | 535.00 |
| | Extremity Drop - Deeper Drop w/ Contoured Cushion & Carry Handle | | 355.00 |

HEADREST PAPER - (Tissue-Like yet Soft & Strong)

| | |
|--|----------|
| One Carton (125 Feet Per Roll - 25 Rolls Per Carton) | \$ 76.00 |
| Activity Headrest Paper (1,000 Sheets Per Box)..... | 78.00 |

FREE Shipping & Handling Cost Included in Price of Paper. Additional Charge Outside Contiguous U.S.A.

EXAMINATION/TREATMENT TABLES & RECOVERY LOUNGES



| | | |
|------------------------|--|--------------------|
| Barrington 716 / 716P* | Examination & Therapy Table..... | \$ 855.00 / 945.00 |
| Barrington 800 / 800 P | Deluxe Recovery Lounge with raised headrest | 735.00 / 800.00 |
| Barrington 801 / 801 P | Deluxe Recovery Lounge with adjustable headrest..... | 875.00 / 930.00 |

P - With Paper Roll & Dispenser

P* - Indicate direction of paper..Crosswise (Side to Side) or Lengthwise (Head to Foot)

Items & Prices Subject to Change Without Notice Or Obligation

GENERAL INFORMATION

*Lloyd Table Company is proud of its record of high quality and dependable service.
Every order received, whether large or small, is given the same careful attention.*

OUR STANDARD vinyl upholstery material is highly resistant to cracking from body oil and has a more pleasing touch to the skin.

STANDARD COLORS

| | | |
|-----------------------|---------------------|---------------------|
| Chaps - STA 26 | Cocoa - (Apollo) | White - (Apollo) |
| Forest - STA 25 | Dark Teal - STA 16 | Black - (Apollo) |
| Black Cherry - STA 17 | Navy - (Apollo) | Raspberry - STA 18 |
| Peacock - STA 14 | Blue Water (Apollo) | Light Gray (Apollo) |
| Ruby - STA 24 | Water - STA 27 | Cardinal - STA 23 |
| Charcoal (Apollo) | | |

Fabric Upgrade to Finesse for

\$340.00

Available Colors:

- Navy
- Black
- Cinder (Charcoal)

NO REFUNDS OR CHANGES ON SPECIAL ORDER COLORS

UPHOLSTERY CLEANING

Naugahyde BRAND FABRIC is made to handle high usage, with little wear or tear. Certain vinyl cleaners and residual body oils will break down the material faster. Therefore, please use only the following guidelines when cleaning your table upholstery.

- 1) **For general cleaning (recommended weekly) or a Light soiling:** a mild household liquid dish soap (such as Ivory dish soap) with warm water applied with a soft damp cloth. Wipe away the residue with a water dampened cloth.
- 2) **For disinfecting between patients:** Make up a solution of 10% bleach, 90% water in a mister bottle. Spray on and wipe off.

FOAM: A variety of foam densities are available. 3" of Foam standard (Galaxy, 400's, & Astro's)
STANDARD FOAM DENSITIES: (As Used In The Past) Soft (35 Lb.); Medium (45 Lb.); Medium Firm (50 Lb.); Firm (70 Lb.); Extra Firm (90 Lb. Urethane)
SPECIAL ORDER FOAM DENSITIES: XXX Firm (Bonded); Maximum Firm (Closed Cell Foam) - *Call for Pricing - No Exchanges or Returns on Special Order Foam.*

International Surcharge on all electrically powered tables: \$390.00

- **PRIORITY RUSH: 10% ADDITIONAL CHARGE BASED ON TOTAL RETAIL COST OF ORDER**
The following products will ship within 12 working days - Galaxy & Astro Tables, Activity Type Elevation & Hylo, 400's, 401's & 402's, and Nicholas Side Posture. Does Not Include Special Order Items
All other products will ship within 4 working days. Does Not Include Special Order Items
- **NO PRIORITY RUSH ON GALAXY ULTIMATE TABLES.**
- **ALL PRIORITY RUSH ORDERS MUST BE PAID IN FULL PRIOR TO PROCESSING. ONCE AN ORDER HAS BEEN STARTED, ANY CHANGES, CANCELLATIONS, OR RETURNS WILL RESULT IN A FEE EQUAL TO THE PRIORITY RUSH CHARGE.**
- **NO CHANGES, RETURNS, OR REFUNDS ON SPECIAL ORDERED ITEMS.**
- **ANY CHANGES MADE TO A TABLE ORDER THAT HAS REACHED THE "WORK IN PROCESS" STAGE WILL BE CHARGED A MINIMUM OF \$165.00, NO MATTER WHAT THE CIRCUMSTANCES**
- **RESTOCKING CHARGE OF 15% ON ANY RETURNS (MINIMUM CHARGE OF \$12.00)**
CALL FOR A COPY OF OUR "RETURN POLICY"

If goods are damaged in transit, refuse to accept from the carrier until your delivery receipt is marked "Received in Damaged Condition." Lloyd Table Company will not be responsible for goods damaged in transit, all claims must be promptly filed with the transit company. If concealed damage is discovered upon unpacking, immediately notify the transportation company.

All Items & Prices Subject to Change Without Notice Or Obligation